



Graduate Leaver Survey Fact Sheet – AY15

Survey Methods

The graduate leaver survey is required every year by the University of Hawaii Community College System (UHCC). It is comprised of both UHCC specified questions, as well as questions from our college, which include open ended responses. The survey is sent to both graduates and leavers (those students leaving the college prior to graduating), and includes both Liberal Arts (LA) and Continuing Technical Education (CTE) students.

In order to achieve the highest possible response rates, two survey methods were combined. The first method is survey by email (sent to both UH and personal email accounts). This is a census survey which includes all students—not just a sample. The second method is survey by phone contact, where all students not responding to the email survey are surveyed by phone.

Surveys were sent out for two full weeks with two reminders built in, and two additional weeks were allotted for the phone survey work (Jan 26 - Mar2).

700 surveys were sent out with 141 responses for about a 20% overall response rate.

Results

Our students responded quite favorably to the UHCC required questions, summarized below:

- 85% of graduates reported the overall quality of their academic experience as being either excellent or good
- 94% of graduates rated the quality of academic programs here as either better than, or about what they expected
- 91% of LA graduates and leavers said they were either very satisfied or satisfied with the academic preparation they received
- 95% of graduates rated the quality of their degree or certificate as being either above average or average

- 66% of our CTE graduates reported that they were employed either full-time or part-time. 17% indicated that they were unemployed, but looking for work
- Of all students surveyed and asked how well the education and training they received prepared them for their jobs, 87% reported that they were either well, moderately, or adequately prepared. 11% reported that they were poorly prepared

Some select survey results from questions developed by our college are as follows:

- For all groups surveyed, when asked if they had achieved their educational objective, all groups indicated that they had. Even the LA leavers had 75% reporting that they either fully or partially achieved their objective. This is good news because our students that do leave us indicate that they received what they were seeking, and success can be measured in more ways than the attainment of an award.
- Almost all groups surveyed reported that the effectiveness of their instructors was either excellent or good.
- All groups surveyed reported high levels of employment. Even half of the LA leavers reported being employed.

Opportunities for Improvement


Due to high nonresponse error, only one out of five students responded to the survey, which is not representative of the larger student body. We do however have some opportunities to improve our response rates on campus by reevaluating the questions we ask to ensure that they are relevant and actionable. We can also improve the reliability of the data from the survey by triangulating other sources of data. For example, student comments about units could be corroborated with CCSSE data, and student comments about programs could be corroborated with data from our electronic course and faculty evaluations (eCafe). Much of the qualitative data from the survey can still be of some utility to our units and programs.

- 73% of our CTE graduates said their jobs were either closely or indirectly related to the education and training they received. 24% reported that their job was not related at all

We may want to take a closer look at why a quarter of all responding CTE graduates indicated that their current job was *not related at all* to their education and training. Are there adequate jobs available in our area for these students? Do the students possess the skills needed to get hired in the first place? Do we have a sense of where our students go after they graduate from us?

1415 Graduate Leaver Survey

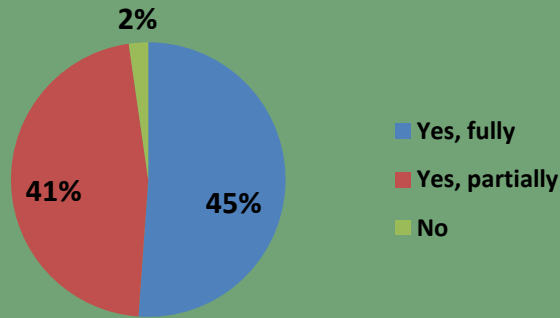
What have we learned?



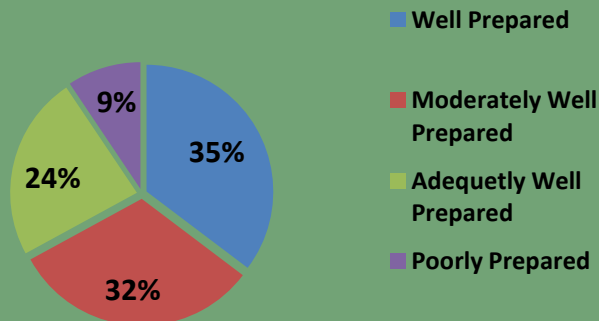
Only one in 5 responses

GRADUATES

Majority of Graduates Achieved Educational Objective

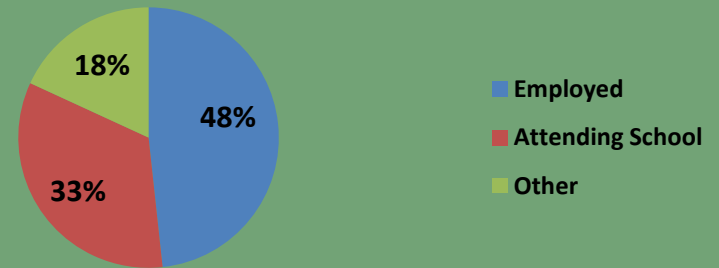


Most Graduates Satisfied with Level of Preparation for their Current Job



LEAVERS

Majority of Leavers are Employed or Attending School



Top 5 Suggestions for Improvement

